

ANNEXURE - I

Format of holding of specified securities

Name of Listed Entity: FAIRDEAL FILAMENTS LIMITED
 Scrip Code: 514474 Name of Scrip : FAIRDSY Class of Security : Equity
 Share Holding Pattern Filed under : Reg. 31(1)(a)/Reg.31(1)(b)/Reg.31 (1) (c)-PRE MERGER
 a. If under 31 (1)(b) then indicate the report for AS ON :
 b. If under 31(1)(c) then indicate date of allotment/extinguishment

Declaration: The Listed entity is required to submit the following declaration to the extent of submission of information:-

Particulars	Yes*	No*
1 Whether the Listed Entity has issued any partly paid up shares?		No*
2 Whether the Listed Entity has issued any Convertible Securities or Warrants?		No*
3 Whether the Listed Entity has any shares against which depository receipts are issued?		No*
4 Whether the Listed Entity has any shares in locked-in?	Yes*	
5 Whether any shares held by promoters are pledge or otherwise encumbered?		No*

* If the Listed Entity selects the option 'No' for the questions above, the columns for the partly paid up shares, Outstanding Convertible Securities/Warrants, depository receipts, locked-in shares, No of shares pledged or otherwise encumbered by promoters, as applicable, shall not be displayed at the time of dissemination on the Stock Exchange website. Also wherever there is 'No' declared by Listed Entity in above table the values will be considered as 'Zero' by default on submission of the format of holding of specified securities.

5 The tabular format for disclosure of holding of specified securities is as follows:-

Certified True Copy
 For FAIRDEAL FILAMENTS LTD.

J. R. Shah

Authorised Signatory/Director

Table I - Summary statement holding of specified securities

Category (I)	Category of shareholder (II)	PAN	Nos of shareholders (III)	No of fully paid-up equity shares held (IV)	No of Partly paid-up equity shares held (V)	No of shares underlying Depository Receipts (VI)	Total nos. shares held (VII) = (IV)+(V)+(VI)	Shareholding as a % of total no. of shares (calculated as per SCRR, 1957) (VIII) As a % of (A+B+C2)	Number of Voting Rights held in each class of securities (IX)			No of shares Underlying Outstanding convertible securities (Including Warrants) (X)	Shareholding, as a % assuming full conversion of convertible securities (as a percentage of diluted share capital) (XI) = (VII)+(X) As a % of (A+B+C2)	Number of Locked in shares (XII)		Number of shares pledged or otherwise encumbered (XIII)		Number of equity shares held in dematerialized form (XIV)	
									No of Voting Rights					Total as a % of (A+B+C)	No. (a)	As a % of total shares held (b)	No. (a)		As a % of total shares held (b)
									Class eg: X	Class eg: Y	Total								
(A)	Promoter & Promoter Group		28	1720486	0	0	1720486	28.44	1720486	0	1720486	28.44	0	19.48	1127000	65.50	0	0.00	1719786
(B)	Public		3153	4329514	0	0	4329514	71.56	4329514	0	4329514	71.56	0	49.02	0	0.00	NA	0.00	3957284
(C)	Non Promoter- Non Public		0	0	0	0	0	0	0	0	0	0	0	0	0	0	0	0	0
(C1)	Shares underlying DRs		0	0	0	0	0	0	0	0	0	0	0	0	0	0	0	0	0
(C2)	Shares held by Employee Trusts		0	0	0	0	0	0	0	0	0	0	0	0	0	0	0	0	0
	Total		3181	6050000	0	0	6050000	100.00	6050000	0	6050000	100	0	68.51	1127000	18.63	0	0	5677070




Table II - Statement showing shareholding pattern of the Promoter and Promoter Group

Category & Name of the shareholders (I)	PAN (II)	Nos of shareholder (III)	No of fully paid-up equity shares held (IV)	Partly paid-up equity shares held (V)	No of shares underlying Depository Receipts (VI)	Total nos. shares held (VII) = (IV)+(V)+(VI)	Shareholding as a % of total no. of shares (calculated as per SCRR, 1957) As a % of	Number of Voting Rights held in each class of securities (IX)			No of shares Underlying Outstanding convertible securities (Including Warrants) (X)	Shareholding, as a % assuming full conversion of convertible securities (as a percentage of diluted share capital)	Number of Locked in shares (XII)		Number of shares pledged or otherwise encumbered (XIII)		Number of equity shares held in dematerialized form (XIV)	
								No of Voting Rights					Total as a % of Total Voting Rights	No. (a)	As a % of total shares held (b)	No. (a)		As a % of total shares held (b)
								Class eg: X	Class eg: Y	Total								
(1) Indian																		
(a) Individuals/H.U.F		25	1643486	0	0	1643486	27.17	1643486	0	1643486	27.17	0	27.17	1127000	68.57	0	0.00	1642786
MEENA MAHENDRA SHAH	AFHPS5282C		157740	0	0	157740	2.61	157740	0	157740	2.61	0	2.61	63000	39.94	0	0.00	157740
AVANI ARVIND SHAH	ACIPS3895F		149050	0	0	149050	2.46	149050	0	149050	2.46	0	2.46	63000	42.27	0	0.00	149050
NITIN RAICHAND SHAH	ACIPS3899K		140000	0	0	140000	2.31	140000	0	140000	2.31	0	2.31	140000	100.00	0	0.00	140000
MAHENDRA RAICHAND SHAH	AFHPS5284E		140000	0	0	140000	2.31	140000	0	140000	2.31	0	2.31	140000	100.00	0	0.00	140000
DHIRAJLAL RAICHAND SHAH	ACIPS3898J		130000	0	0	130000	2.15	130000	0	130000	2.15	0	2.15	130000	100.00	0	0.00	130000
JAYANTILAL RAICHAND SHAH	AFHPS5255D		130000	0	0	130000	2.15	130000	0	130000	2.15	0	2.15	130000	100.00	0	0.00	130000
KANCHAN DHIRAJLAL SHAH	ACIPS3896G		125180	0	0	125180	2.07	125180	0	125180	2.07	0	2.07	63000	50.33	0	0.00	125180
HARSH MAHENDRA SHAH	BMDPS4031H		110330	0	0	110330	1.82	110330	0	110330	1.82	0	1.82	103000	93.36	0	0.00	110330
MINAXI NITIN SHAH	ACIPS3900M		103730	0	0	103730	1.71	103730	0	103730	1.71	0	1.71	63000	60.73	0	0.00	103730
DIPAN JAYANTILAL SHAH	ACIPS3897H		103000	0	0	103000	1.70	103000	0	103000	1.70	0	1.70	103000	100.00	0	0.00	103000
PRAVIN CHANDRA RAYCHAND CHHEDA	AATPC2604B		101000	0	0	101000	1.67	101000	0	101000	1.67	0	1.67	0	0.00	0	0.00	101000
DAMYANTI JAYANTILAL SHAH	AFHPS5330R		74800	0	0	74800	1.24	74800	0	74800	1.24	0	1.24	63000	84.22	0	0.00	74800
LEWELLYN JOSEPH REGO	AAEPR3839C		41800	0	0	41800	0.69	41800	0	41800	0.69	0	0.69	0	0.00	0	0.00	41800
ARVIND RAICHAND SHAH	AFHPS5480E		40000	0	0	40000	0.66	40000	0	40000	0.66	0	0.66	40000	100.00	0	0.00	40000
ANANT ZAVERCHAND GADA	AAWPG6061B		21678	0	0	21678	0.36	21678	0	21678	0.36	0	0.36	0	0.00	0	0.00	21678
DHRUV ARVIND SHAH	DANPS4893F		20000	0	0	20000	0.33	20000	0	20000	0.33	0	0.33	20000	100.00	0	0.00	20000
SONAL DIPAN SHAH	ALZPS1074L		19910	0	0	19910	0.33	19910	0	19910	0.33	0	0.33	6000	30.14	0	0.00	19910
JAYABEN JINESHBHAI SHAH	AGNPS8762N		8800	0	0	8800	0.15	8800	0	8800	0.15	0	0.15	0	0.00	0	0.00	8800
JIVIBEN RAICHAND SHAH	AFJPS3794P		8800	0	0	8800	0.15	8800	0	8800	0.15	0	0.15	0	0.00	0	0.00	8800
JINESH FULCHANDBHAI SHAH	AGNPS8768G		7040	0	0	7040	0.12	7040	0	7040	0.12	0	0.12	0	0.00	0	0.00	7040
DHAVAL JINESH SHAH	AMIPS9143A		5390	0	0	5390	0.09	5390	0	5390	0.09	0	0.09	0	0.00	0	0.00	5390
BHAVINI DHAVAL SHAH	ALZPS1073P		3245	0	0	3245	0.05	3245	0	3245	0.05	0	0.05	0	0.00	0	0.00	3245
SURESH SOMCHAND SHAH	AAKPS7689B		1293	0	0	1293	0.02	1293	0	1293	0.02	0	0.02	0	0.00	0	0.00	1293
R. ROHAN	AGZPS144F		350	0	0	350	0.01	350	0	350	0.01	0	0.01	0	0.00	0	0.00	0
R. VARUN	AIGPJ3270M		350	0	0	350	0.01	350	0	350	0.01	0	0.01	0	0.00	0	0.00	0
(b) Central/State Government(s)			0	0	0	0	0.00	0	0	0	0	0	0	0	0	0	0.00	0
Name (xyz)																		
(c) Financial Institutions/Banks			0	0	0	0	0.00	0	0	0	0	0	0	0	0	0	0.00	0
Name (xyz)																		
(d) Any Other (Specify)			0	0	0	0	0.00	0	0	0	0	0	0	0	0	0	0.00	0
Bodies Corporate			0	0	0	0	0.00	0	0	0	0	0	0	0	0	0	0.00	0
Name (xyz)			0	0	0	0	0.00	0	0	0	0	0	0	0	0	0	0.00	0
Sub- Total (A)(1)		25	1643486	0	0	1643486	27.17	1643486	0	1643486	27.17	0	27.17	1127000	68.57	0.00	0.00	1642786
(2) Foreign																		
(a) Individuals (Non-Resident Individuals/ Foreign Individuals)		3	77000	0	0	77000	1.27	77000	0	77000	1.27	0	1.27	0	0	0	0.00	0
NEETA VIRENDRA MEHTA	AAHPM4963H		46200	0	0	46200	0.76	46200	0	46200	0.76	0	0.76	0	0	0	0.00	46200
VIRENDRA JANAKRAY MEHTA	ACPM6825A		22000	0	0	22000	0.36	22000	0	22000	0.36	0	0.36	0	0	0	0.00	22000
DINESH MICHAEL REGO	AABPR8571L		8800	0	0	8800	0.15	8800	0	8800	0.15	0	0.15	0	0	0	0.00	8800
(b) Government			0	0	0	0	0.00	0	0	0	0	0	0	0	0	0	0.00	0
Name (xyz)																		
(c) Institutions			0	0	0	0	0.00	0	0	0	0	0	0	0	0	0	0.00	0
Name (xyz)																		
(d) Foreign Portfolio Investor			0	0	0	0	0.00	0	0	0	0	0	0	0	0	0	0.00	0
Name (xyz)																		
(e) Any Other (Specify)			0	0	0	0	0.00	0	0	0	0	0	0	0	0	0	0.00	0
a) Bodies Corporate																		
i																		
ii																		
iii																		
Sub- Total (A)(2)		3	77000	0	0	77000	1.27	77000	0	77000	1.27	0	1.27	0	0	0	0.00	77000
Total Shareholding of Promoter and Promoter Group (A)=(A)(1)+(A)(2)		28	1720486	0	0	1720486	28.44	1720486	0	1720486	28.44	0	28.44	1127000	65.50	0	0.00	1719786





Table III - Statement showing shareholding pattern of the Public Shareholder

Category & Name of the shareholders (I)	PAN (II)	Nos of shareholder (III)	No of fully paid-up equity shares held (IV)	Partly paid-up equity shares held (V)	No of shares underlying Depository Receipts (VI)	Total nos. shares held (VII) = (IV)+(V)+(VI)	Shareholding as a % of total no. of shares (calculated as per SCRR, 1957) As a	Number of Voting Rights held in each class of			Total as a % of Total Voting Rights	No of shares Underlying Outstanding convertible securities (Including Warrants) (X)	Total Shareholding as a % assuming full conversion of convertible securities (as a percentage)	Number of Locked in		Number of shares pledged		Number of equity shares held in dematerialized form (XIV)
								No of Voting Rights						No. (a)	As a % of total shares held (b)	No. (Not applicable) (a)	As a % of total shares held (Not applicable)(b)	
								Class eg: X	Class eg: Y	Total								
Institutions																		
(1) Mutual Fund/UTI			0	0	0	0	0.00	0	0	0	0.00	0	0	0	0	0	NA	0
(b) Venture Capital Funds			0	0	0	0	0.00	0	0	0	0.00	0	0	0	0	0	NA	0
(c) Alternate Investment Funds			0	0	0	0	0.00	0	0	0	0.00	0	0	0	0	0	NA	0
(d) Foreign Venture Capital Investors			0	0	0	0	0.00	0	0	0	0.00	0	0	0	0	0	NA	0
(e) Foreign Portfolio Investors			0	0	0	0	0.00	0	0	0	0.00	0	0	0	0	0	NA	0
(f) Financial Institutions Banks			0	0	0	0	0.00	0	0	0	0.00	0	0.00	0	0	0	NA	0
(g) Insurance Companies			0	0	0	0	0.00	0	0	0	0.00	0	0.00	0	0	0	NA	0
(h) Provident Funds/Pension Funds			0	0	0	0	0.00	0	0	0	0.00	0	0.00	0	0	0	NA	0
(i) Any Other (specify)			0	0	0	0	0.00	0	0	0	0.00	0	0.00	0	0	0	NA	0
1) Foreign Institutional Investors			0	0	0	0	0.00	0	0	0	0.00	0	0.00	0	0	0	NA	0
Sub- Total (B)(1)			0	0	0	0	0.00	0	0	0	0.00	0	0.00	0	0	0	0	0
(2) Central Government/State Government(s)/President of India			0	0	0	0	0.00						0	0	0	0	0	0
(3) Non- Institutions																		
(a) Individuals - i.Individual shareholders holding nominal share capital up to Rs.2 lakhs.		2994	1107932	0	0	1107932	18.31	1107932	0	1107932	18.31	0	18.31	0	0.00	0	NA	880142
ii.Individual shareholders holding nominal share capital in excess of Rs.2 lakhs.		14	2262732	0	0	2262732	37.40	2262732	0	2262732	37.40	0	37.40	0	0.00	0	NA	2262732
1 AATUR HARSHAD MEHTA	AFNPM1955L		725000	0	0	725000	11.98	725000	0	725000	11.98	0	11.98	0	0.00	0		725000
2 SANALKUMAR KIZHEPATA MENON	ALMPK6208M		720975	0	0	720975	11.92	720975	0	720975	11.92	0	11.92	0	0.00	0		720975
3 SANGEETHA S	ALPS3739F		152890	0	0	152890	2.53	152890	0	152890	2.53	0	2.53	0	0.00	0		152890
4 RAKESH NARENDRA SHAH	AAEPS9476N		150000	0	0	150000	2.48	150000	0	150000	2.48	0	2.48	0	0.00	0		150000
5 AFTAB EMRAHIM PATEL	AABPP1421F		150000	0	0	150000	2.48	150000	0	150000	2.48	0	2.48	0	0.00	0		150000
6 ANMOL SHEKHAR ATHALYE	BROPA5605F		74861	0	0	74861	1.24	74861	0	74861	1.24	0	1.24	0	0.00	0		74861
(b) NBFCs registered with RBI			0	0	0	0	0.00	0	0	0	0.00	0	0.00	0	0	0	NA	0
(c) Employee Trust			0	0	0	0	0.00	0	0	0	0.00	0	0.00	0	0	0	NA	0
(d) Overseas Depositories (holding DRs)			0	0	0	0	0.00	0	0	0	0.00	0	0.00	0	0	0	NA	0
(e) Trusts			0	0	0	0	0.00	0	0	0	0.00	0	0.00	0	0	0	NA	0
(f) NRI		25	538927	0	0	538927	8.91	538927	0	538927	8.91	0	8.91	0	0	0	NA	401857
(g) Overseas Corporate Bodies			0	0	0	0	0.00	0	0	0	0.00	0	0.00	0	0	0	NA	0
(h) Clearing Members			0	0	0	0	0.00	0	0	0	0.00	0	0.00	0	0	0	NA	0
(i) Hindu Undivided Families		52	138382	0	0	138382	2.29	138382	0	138382	2.29	0	2.29	0	0	0	NA	138382
(j) Bodies Corporate		67	205201	0	0	205201	3.39	205201	0	205201	3.39	0	3.39	0	0.00	0	NA	197831



INVESTOR EDUCATION AND PROTECTION FUND AUTHORITY																	
(k) MINISTRY OF CORPORATE AFFAIRS	I	76340	0	0	76340	1.26	76340	0	76340	1.26	0	1.26	0	0.00	NA	76340	
		0	0	0	0	0.00	0	0	0	0.00	0	0.00	0	0.00	NA	0	
		0	0	0	0	0.00	0	0	0	0.00	0	0.00	0	0.00	NA	0	
Sub- Total (B)(3)		3153	4329514	0	0	4329514	71.56	4329514	0	4329514	71.56	0	71.56	0	0.00	NA	3957284
Total Public Shareholding (B)=(B)(1)+(B)(2)+(B)(3)		3153	4329514	0	0	4329514	71.56	4329514	0	4329514	71.56	0	71.56	0	0.00	NA	3957284



Table IV - Statement showing shareholding pattern of the Non Promoter-Non Public Shareholder

Category & Name of the shareholders (I)	PAN (II)	Nos of shareholder (III)	No of fully paid-up equity shares held (IV)	Partly paid-up equity shares held (V)	No of shares underlying Depository Receipts (VI)	Total nos. shares held (VII) = (IV)+(V)+(VI)	Shareholding as a % of total no. of shares (calculated as per SCRR, 1957) As a % of (A+B+C2) (VIII)	Number of Voting Rights held in each class of			No of shares Underlying Outstanding convertible securities (Including Warrants) (X)	Total Shareholding, as a % assuming full conversion of convertible securities (as a percentage of diluted share capital) (XI)=(VII)+(X) As a % of (A+B+C2)	Number of Locked in		Number of shares pledged		Number of equity shares held in dematerialized form (XIV)	
								No of Voting Rights					Total as a % of Total Voting Rights	No.	As a % of total shares held	No. (Not applicable)		As a % of total shares held (Not applicable)
								Class eg: X	Class eg: Y	Total								
(1) Custodian/DR Holder		0	0	0	0	0	0				0	0	0	0	0	0	0	
(a) Name of DR Holder (If available)																		
(i) abc.....																		
(ii) efg.....																		
(2) Employee Benefit Trust (Under SEBI (Share based Employee Benefit)		0	0	0	0	0	0				0	0	0	0	0	0	0	0
(a) Name (abc.....																		
Total Non-Promoter - Non Public Shareholding (C)=(C)(1)+(C)(2)		0	0	0	0	0	0				0	0	0	0	0	0	0	0

Certified True Copy
For FAIRDEAL FILAMENTS LTD.

J. R. Singh

Authorised Signatory/Director

Format of holding of specified securities

Name of Listed Entity: NOT LISTED - SHAHLON SILK INDUSTRIES LIMITED
 Scrip Code:NA Name of Scrip :NA Class of Security : Equity
 Share Holding Pattern Filed under : Reg. 31(1)(a)/Reg.31(1)(b)/Reg.31 (1) (c)- PRE MERGER
 a.If under 31 (1)(b) then indicate the report for AS ON :
 b. If under 31(1)(c) then indicate date of allotment/extinguishment

Declaration: The Listed entity is required to submit the following declaration to the extent of submission of information:-

Particulars	Yes*	No*
1 Whether the Listed Entity has issued any partly paid up shares?		No*
2 Whether the Listed Entity has issued any Convertible Securities or Warrants?		No*
3 Whether the Listed Entity has any shares against which depository receipts are issued?		No*
4 Whether the Listed Entity has any shares in locked-in?		No*
5 Whether any shares held by promoters are pledge or otherwise encumbered?		No*

* If the Listed Entity selects the option 'No' for the questions above, the columns for the partly paid up shares, Outstanding Convertible Securities/Warrants, depository receipts, locked-in shares, No of shares pledged or otherwise encumbered by promoters, as applicable, shall not be displayed at the time of dissemination on the Stock Exchange website. Also wherever there is 'No' declared by Listed Entity in above table the values will be considered as 'Zero' by default on submission of the format of holding of specified securities.

5 The tabular format for disclosure of holding of specified securities is as follows:-

FOR SHAHLON SILK INDUSTRIES LTD.

J. R. Ghosh

DIRECTOR / AUTHORISED SIGNATORY

Table I - Summary statement holding of specified securities

PRE

Category (I)	Category of shareholder (II)	PAN	Nos of shareholders (III)	No of fully paid-up equity shares held (IV)	No of Partly paid-up equity shares held (V)	No of shares underlying Depository Receipts (VI)	Total nos. shares held (VII) = (IV)+(V)+(VI)	Shareholding as a % of total no. of shares (calculated as per SCRR, 1957) (VIII) As a % of (A+B+C2)	Number of Voting Rights held in each class of securities (IX)			No of shares Outstanding convertible securities (Including Warrants) (X)	Shareholding, as a % assuming full conversion of convertible securities (as a percentage of diluted share capital) (XI)=(VII)+(X) As a % of (A+B+C2)	Number of Locked in shares (XII)		Number of shares pledged or otherwise encumbered (XIII)		Number of equity shares held in dematerialized form (XIV)	
									No of Voting Rights					Total as a % of (A+B+C)	No. (a)	As a % of total shares held (b)	No. (a)		As a % of total shares held (b)
									Class eg. X	Class eg. Y	Total								
(A)	Promoter & Promoter Group		30	11152250	0	0	11152250	100.00	11152250	0	11152250	100.00	0	100.00	0	0.00	0	0.00	0
(B)	Public		0	0	0	0	0	0.00	0	0	0	0.00	0	0.00	NA	0.00	0	0.00	0
(C)	Non Promoter- Non Public		0	0	0	0	0	0	0	0	0	0	0	0	0	0	0	0	0
(C1)	Shares underlying DRs		0	0	0	0	0	0	0	0	0	0	0	0	0	0	0	0	0
(C2)	Shares held by Employee Trusts		0	0	0	0	0	0	0	0	0	0	0	0	0	0	0	0	0
	Total		30	11152250	0	0	11152250	100.00	11152250	0	11152250	100	0	100.00	0	0.00	0	0	0


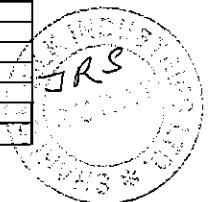


Table II - Statement showing shareholding pattern of the Promoter and Promoter Group

Category & Name of the shareholders (I)	PAN (II)	Nos of shareholder (III)	No of fully paid-up equity shares held (IV)	Partly paid-up equity shares held (V)	No of shares underlying Depository Receipts (VI)	Total nos. shares held (VII) = (IV)+(V)+(VI)	Shareholding as a % of total no. of shares (calculated as per SCRR, 1957) As a % of	Number of Voting Rights held in each class of securities (IX)			No of shares Underlying Outstanding convertible securities (Including Warrants) (X)	Shareholding, as a % assuming full conversion of convertible securities (as a percentage of diluted share capital)	Number of Locked in shares (XII)		Number of shares pledged or otherwise encumbered (XIII)		Number of equity shares held in dematerialized form (XIV)	
								No of Voting Rights					Total as a % of Total Voting Rights	No. (a)	As a % of total shares held (b)	No. (a)		As a % of total shares held (b)
								Class eg: X	Class eg: Y	Total								
(1) Indian																		
(a) Individuals/H.U.F		0	11152250	0	0	11152250	100.00	11152250	0	11152250	100.00	0	100.00	0	0.00	0	0.00	0
PRAVINCHANDRA RAYCHAND CHHEDA	AATPC2604B		295000	0	0	295000	2.65	295000	0	295000	2.65	0	2.65	0	0.00	0	0.00	0
JAYANTILAL RAICHAND SHAH KARTA OF RAICHAND K. SHAH HUF	AAFHS8043C		324000	0	0	324000	2.91	324000	0	324000	2.91	0	2.91	0	0.00	0	0.00	0
JAYANTILAL RAICHAND SHAH KARTA OF JAYANTILAL R. SHAH HUF	AAFHS8044F		275250	0	0	275250	2.47	275250	0	275250	2.47	0	2.47	0	0.00	0	0.00	0
PRAVINCHANDRA RAYCHAND CHHEDA KARTA OF PRAVIN R. SHAH HUF	AADHS7112Q		175000	0	0	175000	1.57	175000	0	175000	1.57	0	1.57	0	0.00	0	0.00	0
DHIRAJLAL RAICHAND SHAH KARTA OF DHIRAJLAL R. SHAH HUF	AAJHS0502G		172750	0	0	172750	1.55	172750	0	172750	1.55	0	1.55	0	0.00	0	0.00	0
MAHENDRA RAICHAND SHAH KARTA OF MAHENDRA R. SHAH HUF	AADHS7105M		290250	0	0	290250	2.60	290250	0	290250	2.60	0	2.60	0	0.00	0	0.00	0
ARVIND RAICHAND SHAH KARTA OF ARVIND R. SHAH HUF	AAFHS7758L		210250	0	0	210250	1.89	210250	0	210250	1.89	0	1.89	0	0.00	0	0.00	0
NITIN RAICHAND SHAH KARTA OF NITIN R. SHAH HUF	AADHS7106J		195250	0	0	195250	1.75	195250	0	195250	1.75	0	1.75	0	0.00	0	0.00	0
DIPAN JAYANTILAL SHAH KARTA OF DIPAN J. SHAH HUF	AAFHS6895G		135250	0	0	135250	1.21	135250	0	135250	1.21	0	1.21	0	0.00	0	0.00	0
DHIRAJLAL R. SHAH NOMINEE OF LOTUS MARKETING	AAAFL9315P		402500	0	0	402500	3.61	402500	0	402500	3.61	0	3.61	0	0.00	0	0.00	0
ARVIND RAICHAND SHAH	AFHPS5480E		662735	0	0	662735	5.94	662735	0	662735	5.94	0	5.94	0	0.00	0	0.00	0
MAHENDRA RAICHAND SHAH	AFHPS5284E		1124475	0	0	1124475	10.08	1124475	0	1124475	10.08	0	10.08	0	0.00	0	0.00	0
JAYANTILAL RAICHAND SHAH	AFHPS5255D		1199750	0	0	1199750	10.76	1199750	0	1199750	10.76	0	10.76	0	0.00	0	0.00	0
NITIN RAICHAND SHAH	ACIPS3899K		1561700	0	0	1561700	14.00	1561700	0	1561700	14.00	0	14.00	0	0.00	0	0.00	0
DIPAN JAYANTILAL SHAH	ACIPS3897H		906810	0	0	906810	8.13	906810	0	906810	8.13	0	8.13	0	0.00	0	0.00	0
DHIRAJLAL RAICHAND SHAH	ACIPS3896J		978535	0	0	978535	8.77	978535	0	978535	8.77	0	8.77	0	0.00	0	0.00	0
KANCHAN DHIRAJLAL SHAH	ACIPS3896G		140750	0	0	140750	1.26	140750	0	140750	1.26	0	1.26	0	0.00	0	0.00	0
HARSH MAHENDRA SHAH	BMDPS4031H		209125	0	0	209125	1.88	209125	0	209125	1.88	0	1.88	0	0.00	0	0.00	0
DAMYANTI JAYANTILAL SHAH	AFHPS5330R		105750	0	0	105750	0.95	105750	0	105750	0.95	0	0.95	0	0.00	0	0.00	0
MEENA MAHENDRA SHAH	AFHPS5282C		168500	0	0	168500	1.51	168500	0	168500	1.51	0	1.51	0	0.00	0	0.00	0
AVANTI ARVIND SHAH	ACIPS3895F		321250	0	0	321250	2.88	321250	0	321250	2.88	0	2.88	0	0.00	0	0.00	0
SONAL DIPAN SHAH	ALZPS1074L		131625	0	0	131625	1.18	131625	0	131625	1.18	0	1.18	0	0.00	0	0.00	0
DHRUV ARVIND SHAH	DANPS4893F		240495	0	0	240495	2.16	240495	0	240495	2.16	0	2.16	0	0.00	0	0.00	0
JENIL DIPAN SHAH	Minor - PAN not available.		2125	0	0	2125	0.02	2125	0	2125	0.02	0	0.02	0	0.00	0	0.00	0
RAVI MAHENDRA SHAH	FZOPS5544B		99625	0	0	99625	0.89	99625	0	99625	0.89	0	0.89	0	0.00	0	0.00	0
BIREN JAYANTILAL CHHEDA	ACVPS5660B		255000	0	0	255000	2.29	255000	0	255000	2.29	0	2.29	0	0.00	0	0.00	0
BIREN JAYANTILAL CHHEDA KARTA OF BIREN JAYNTILAL SHAH- HUF	AABHB5926K		210000	0	0	210000	1.88	210000	0	210000	1.88	0	1.88	0	0.00	0	0.00	0
MTNAXI NITIN SHAH	ACIPS3900M		158000	0	0	158000	1.42	158000	0	158000	1.42	0	1.42	0	0.00	0	0.00	0
SMITA BIREN CHHEDA	ACIPS3901L		184500	0	0	184500	1.65	184500	0	184500	1.65	0	1.65	0	0.00	0	0.00	0
FAIRDEAL FILAMENTS LTD.	AAACF3804A		16000	0	0	16000	0.14	16000	0	16000	0.14	0	0.14	0	0.00	0	0.00	0
(b) Central/State Government(s)		0	0	0	0	0	0.00	0	0	0	0	0	0	0	0.00	0	0.00	0
Name (xyz)																		
(c) Financial Institutions/Banks		0	0	0	0	0	0.00	0	0	0	0	0	0	0	0.00	0	0.00	0
Name (xyz)																		
(d) Any Other (Specify)																		
Bodies Corporate		0	0	0	0	0	0.00	0	0	0	0	0	0	0	0.00	0	0.00	0
Name (xyz)		0	0	0	0	0	0.00	0	0	0	0	0	0	0	0.00	0	0.00	0



-	Sub- Total (A)(1)	0	11152250	0	0	11152250	100.00	11152250	0	11152250	100.00	0	100.00	0	0.00	0.00	0.00	0
(2)	Foreign																	
	Individuals (Non-Resident Individuals/																	
(a)	Foreign Individuals)		0	0	0	0	0.00					0	0	0	0	0	0.00	0
	Name (xyz)																	
(b)	Government		0	0	0	0	0.00					0	0	0	0	0	0.00	0
	Name (xyz)																	
(c)	Institutions		0	0	0	0	0.00					0	0	0	0	0	0.00	0
	Name (xyz)																	
(d)	Foreign Portfolio Investor		0	0	0	0	0.00					0	0	0	0	0	0.00	0
	Name (xyz)																	
(e)	Any Other (Specify)		0	0	0	0	0.00					0	0	0	0	0	0.00	0
	a) Bodies Corporate																	
	i																	
	ii																	
	iii)																	
	Sub- Total (A)(2)	0	0	0	0	0	0	0	0	0	0	0	0	0	0	0	0	0
	Total Shareholding of Promoter and Promoter Group (A)=(A)(1)+(A)(2)	0	11152250	0	0	11152250	100.00	11152250	0	11152250	100.00	0	100.00	0	0.00	0	0.00	0




Table III - Statement showing shareholding pattern of the Public Shareholder

Category & Name of the shareholders (I)	PAN (II)	Nos of shareholder (III)	No of fully paid-up equity shares held (IV)	Partly paid-up equity shares held (V)	No of shares underlying Depository Receipts (VI)	Total nos. shares held (VII) = (IV)+(V)+(VI)	Shareholding as a % of total no. of shares (calculated as per SCRR, 1957) As a	Number of Voting Rights held in each class of			Total as a % of Total Voting Rights	No of shares Underlying Outstanding convertible securities (Including Warrants) (X)	Total Shareholding as a % assuming full conversion of convertible securities (as a percentage)	Number of Locked in		Number of shares pledged		Number of equity shares held in dematerialized form (XIV)
								No of Voting Rights						No. (a)	As a % of total shares held (b)	No. (Not applicable) (a)	As a % of total shares held (Not applicable)(b)	
								Class eg: X	Class eg: Y	Total								
Institutions																		
(1) Mutual Fund/UTI																		
(a)			0	0	0	0	0.00	0	0	0	0.00	0	0	0	0	0	NA	0
(b) Venture Capital Funds			0	0	0	0	0.00	0	0	0	0.00	0	0	0	0	0	NA	0
Name (xyz)																		
(c) Alternate Investment Funds			0	0	0	0	0.00	0	0	0	0.00	0	0	0	0	0	NA	0
Name (xyz)																		
(d) Foreign Venture Capital Investors			0	0	0	0	0.00	0	0	0	0.00	0	0	0	0	0	NA	0
Name (xyz)																		
(e) Foreign Portfolio Investors			0	0	0	0	0.00	0	0	0	0.00	0	0	0	0	0	NA	0
Name (xyz)																		
(f) Financial Institutions Banks			0	0	0	0	0.00	0	0	0	0.00	0	0	0	0	0	NA	0
Name (xyz)																		
(g) Insurance Companies			0	0	0	0	0.00	0	0	0	0.00	0	0	0	0	0	NA	0
(h) Provident Funds/Pension Funds			0	0	0	0	0.00	0	0	0	0.00	0	0	0	0	0	NA	0
Name (xyz)																		
(i) Any Other (specify)			0	0	0	0	0.00	0	0	0	0.00	0	0	0	0	0	NA	0
j) Central/State Government(s)																		
1) Foreign Institutional Investors			0	0	0	0	0.00	0	0	0	0.00	0	0	0	0	0	NA	0
Sub- Total (B)(1)			0	0	0	0	0.00	0	0	0	0.00	0	0	0	0	0	0	0
(2) Central Government/State Government(s)/President of India																		
Name (xyz)																		
Sub- Total (B)(2)			0	0	0	0	0.00					0	0	0	0	0	0	0
(3) Non- Institutions																		
(a) Individuals -																		
i. Individual shareholders holding nominal share capital up to Rs.2 lakhs.			0	0	0	0	0.00	0	0	0	0.00	0	0.00	0	0.00	0	NA	0
ii. Individual shareholders holding nominal share capital in excess of Rs.2 lakhs.			0	0	0	0	0.00	0	0	0	0.00	0	0.00	0	0.00	0	NA	0
1			0	0	0	0	0.00	0	0	0	0.00	0	0.00	0	0.00	0	NA	0
2			0	0	0	0	0.00	0	0	0	0.00	0	0.00	0	0.00	0	NA	0
3			0	0	0	0	0.00	0	0	0	0.00	0	0.00	0	0.00	0	NA	0
4			0	0	0	0	0.00	0	0	0	0.00	0	0.00	0	0.00	0	NA	0
(b) NBFCs registered with RBI			0	0	0	0	0.00	0	0	0	0.00	0	0.00	0	0	0	NA	0
Name (xyz)																		
(c) Employee Trust			0	0	0	0	0.00	0	0	0	0.00	0	0.00	0	0	0	NA	0
Name (xyz)																		
(d) Overseas Depositories (holding DRs)																		
(balancing figure)			0	0	0	0	0.00	0	0	0	0.00	0	0.00	0	0	0	NA	0
Name (xyz)																		
(e) Trusts			0	0	0	0	0.00	0	0	0	0.00	0	0.00	0	0	0	NA	0
(f) NRI Non Repatriable			0	0	0	0	0.00	0	0	0	0.00	0	0.00	0	0	0	NA	0
(g) Overseas Corporate Bodies			0	0	0	0	0.00	0	0	0	0.00	0	0.00	0	0	0	NA	0
1			0	0	0	0	0.00	0	0	0	0.00	0	0.00	0	0	0	NA	0
(h) Clearing Members			0	0	0	0	0.00	0	0	0	0.00	0	0.00	0	0	0	NA	0
Name (xyz)																		
(i) Hindu Undivided Families			0	0	0	0	0.00	0	0	0	0.00	0	0.00	0	0	0	NA	0
(j) Bodies Corporate			0	0	0	0	0.00	0	0	0	0.00	0	0.00	0	0.00	0	NA	0
1			0	0	0	0	0.00	0	0	0	0.00	0	0.00	0	0.00	0	NA	0
2			0	0	0	0	0.00	0	0	0	0.00	0	0.00	0	0.00	0	NA	0
3			0	0	0	0	0.00	0	0	0	0.00	0	0.00	0	0.00	0	NA	0
Sub- Total (B)(3)			0	0	0	0	0.00	0	0	0	0.00	0	0.00	0	0.00	0	NA	0
Total Public Shareholding (B)=(B)(1)+(B)(2)+(B)(3)			0	0	0	0	0.00	0	0	0	0.00	0	0.00	0	0.00	0	NA	0

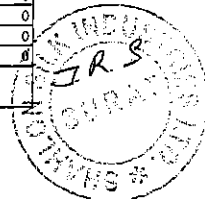


Table IV - Statement showing shareholding pattern of the Non Promoter-Non Public Shareholder

Category & Name of the shareholders (I)	PAN (II)	Nos of shareholder (III)	No of fully paid-up equity shares held (IV)	Partly paid-up equity shares held (V)	No of shares underlying Depository Receipts (VI)	Total nos. shares held (VII) = (IV)+(V)+(VI)	Shareholding as a % of total no. of shares (calculated as per SCRR, 1957) As a % of (A+B+C2) (VIII)	Number of Voting Rights held in each class of			No of shares Underlying Outstanding convertible securities (Including Warrants) (X)	Total Shareholding, as a % assuming full conversion of convertible securities (as a percentage of diluted share capital) (XI)=(VII)+(X) As a % of (A+B+C2)	Number of Locked in		Number of shares pledged		Number of equity shares held in dematerialized form (XIV)
								Class eg. X	Class eg. Y	Total			No.	As a % of total shares held	No. (Not applicable)	As a % of total shares held (Not applicable)	
(1) Custodian/DR Holder		0	0	0	0	0	0				0	0	0	0	0	0	0
(a) Name of DR Holder (if available)																	NA
(i) abc.....																	NA
(ii) efg.....																	NA
(2) Employee Benefit Trust (Under SEBI (Share based Employee Benefit)		0	0	0	0	0	0				0	0	0	0	0	0	0
(a) Name (abc.....)																	NA
Total Non-Promoter - Non Public Shareholding (C)=(C)(1)+(C)(2)		0	0	0	0	0	0				0	0	0	0	0	0	0

FOR SHANLON SILK INDUSTRIES LTD.

R. Shoh

DIRECTOR / AUTHORISED SIGNATORY

ANNEXURE -I

Format of holding of specified securities

Name of Listed Entity: NOT LISTED - SHAHLON SILK INDUSTRIES LIMITED
 Scrip Code:NA Name of Scrip :NA Class of Security : Equity
 Share Holding Pattern Filed under : Reg. 31(1)(a)/Reg.31(1)(b)/Reg.31 (1) (c)- **POST MERGER**
 a.If under 31 (1)(b) then indicate the report for AS ON :
 b. If under 31(1)(c) then indicate date of allotment/extinguishment

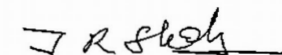
Declaration: The Listed entity is required to submit the following declaration to the extent of submission of information:-

Particulars	Yes*	No*
1 Whether the Listed Entity has issued any partly paid up shares?		No*
2 Whether the Listed Entity has issued any Convertible Securities or Warrants?		No*
3 Whether the Listed Entity has any shares against which depository receipts are issued?		No*
4 Whether the Listed Entity has any shares in locked-in?	Yes*	
5 Whether any shares held by promoters are pledge or otherwise encumbered?		No*

* If the Listed Entity selects the option 'No' for the questions above, the columns for the partly paid up shares, Outstanding Convertible Securities/Warrants, depository receipts, locked-in shares, No of shares pledged or otherwise encumbered by promoters, as applicable, shall not be displayed at the time of dissemination on the Stock Exchange website. Also wherever there is 'No' declared by Listed Entity in above table the values will be considered as 'Zero' by default on submission of the format of holding of specified securities.

5 The tabular format for disclosure of holding of specified securities is as follows:-

FOR SHAHLON SILK INDUSTRIES LTD.



DIRECTOR / AUTHORIZED SIGNATORY

Table I - Summary statement holding of specified securities

POST																			
Category (I)	Category of shareholder (II)	PAN	Nos of shareholders (III)	No of fully paid-up equity shares held (IV)	No of Partly paid-up equity shares held (V)	No of shares underlying Depository Receipts (VI)	Total nos. shares held (VII) = (IV)+(V)+(VI)	Shareholding as a % of total no. of shares (calculated as per SCRR, 1957) (VIII) As a % of (A+B+C2)	Number of Voting Rights held in each class of securities (IX)				No of shares Underlying Outstanding convertible securities (Including Warrants) (X)	Shareholding, as a % assuming full conversion of convertible securities (as a percentage of diluted share capital) (XI)=(VII)+(X) As a % of (A+B+C2)	Number of Locked in shares (XII)		Number of shares pledged or otherwise encumbered (XIII)		Number of equity shares held in dematerialized form (XIV)
									No of Voting Rights			Total as a % of (A+B+C)			No. (a)	As a % of total shares held (b)	No. (a)	As a % of total shares held (b)	
									Class eg: X	Class eg: Y	Total								
(A)	Promoter & Promoter Group		42	13047901	0	0	13047901	73.06	13047901	0	13047901	73.06	0	73.06	1127000	8.64	0	0.00	1719786
(B)	Public		3153	4810571	0	0	4810571	26.94	4810571	0	4810571	26.94	0	26.94	0	0.00	NA	0.00	3957284
(C)	Non Promoter- Non Public		0	0	0	0	0	0	0	0	0	0	0	0	0	0	0	0	0
(C1)	Shares underlying DRs		0	0	0	0	0	0	0	0	0	0	0	0	0	0	0	0	0
(C2)	Shares held by Employee Trusts		0	0	0	0	0	0	0	0	0	0	0	0	0	0	0	0	0
	Total		3195	17858472	0	0	17858472	100.00	17858472	0	17858472	100.00	0	100.00	1127000	6.31	0	0	5677070




Table II - Statement showing shareholding pattern of the Promoter and Promoter Group

(1)	Category & Name of the shareholders (I)	PAN (II)	Nos of shareholder (III)	No of fully paid-up equity shares held (IV)	Partly paid-up equity shares held (V)	No of shares underlying Depository Receipts (VI)	Total nos. shares held (VII) = (IV)+(V)+(VI)	Shareholding as a % of total no. of shares (calculated as per SCRR, 1957) As a % of (A+B+C2)	Number of Voting Rights held in each class of securities (IX)			No of shares Underlying Outstanding convertible securities (Including Warrants) (X)	Shareholding as a % assuming full conversion of convertible securities (as a percentage of diluted share capital)	Number of Locked in shares (XII)		Number of shares pledged or otherwise encumbered (XIII)		Number of equity shares held in dematerialized form (XIV)	
									No of Voting Rights					Total as a % of Total Voting Rights	No. (a)	As a % of total shares held (b)	No. (a)		As a % of total shares held (b)
									Class eg: X	Class eg: Y	Total								
(a)	Individuals/H.U.F		39	12962346	0	0	12962346	72.58	12962346	0	12962346	72.58	0	72.58	1127000	8.69	0	0.00	1719786
1	PRAVINCHANDRA RAYCHAND CHHEDA	AATPC2604B		407222	0	0	407222	2.28	407222	0	407222	2.28	0	2.28	0	0.00	0	0.00	101000
2	JAYANTILAL RAICHAND SHAH KARTA OF RAICHAND K. SHAH HUF	AAFHS8043C		324000	0	0	324000	1.81	324000	0	324000	1.81	0	1.81	0	0.00	0	0.00	0
3	JAYANTILAL RAICHAND SHAH KARTA OF JAYANTILAL R. SHAH HUF	AAFHS8044F		275250	0	0	275250	1.54	275250	0	275250	1.54	0	1.54	0	0.00	0	0.00	0
4	PRAVINCHANDRA RAYCHAND CHHEDA KARTA OF PRAVIN R. SHAH HUF	AADHS7112Q		175000	0	0	175000	0.98	175000	0	175000	0.98	0	0.98	0	0.00	0	0.00	0
5	DHIRAJLAL RAICHAND SHAH KARTA OF DHIRAJLAL R. SHAH HUF	AAJHS0502G		172750	0	0	172750	0.97	172750	0	172750	0.97	0	0.97	0	0.00	0	0.00	0
6	MAHENDRA RAICHAND SHAH KARTA OF MAHENDRA R. SHAH HUF	AADHS7105M		290250	0	0	290250	1.63	290250	0	290250	1.63	0	1.63	0	0.00	0	0.00	0
7	ARVIND RAICHAND SHAH KARTA OF ARVIND R. SHAH HUF	AAFHS7758L		210250	0	0	210250	1.18	210250	0	210250	1.18	0	1.18	0	0.00	0	0.00	0
8	NITIN RAICHAND SHAH KARTA OF NITIN R. SHAH HUF	AADHS7106J		195250	0	0	195250	1.09	195250	0	195250	1.09	0	1.09	0	0.00	0	0.00	0
9	DIPAN JAYANTILAL SHAH KARTA OF DIPAN J. SHAH HUF	AAFHS6895G		135250	0	0	135250	0.76	135250	0	135250	0.76	0	0.76	0	0.00	0	0.00	0
10	DHIRAJLAL R. SHAH NOMINEE OF LOTUS MARKETING	AAAF19315P		402500	0	0	402500	2.25	402500	0	402500	2.25	0	2.25	0	0.00	0	0.00	0
11	ARVIND RAICHAND SHAH	AFHPS5480E		707179	0	0	707179	3.96	707179	0	707179	3.96	0	3.96	40000	5.66	0	0.00	40000
12	MAHENDRA RAICHAND SHAH	AFHPS284E		1280031	0	0	1280031	7.17	1280031	0	1280031	7.17	0	7.17	140000	10.94	0	0.00	140000
13	JAYANTILAL RAICHAND SHAH	AFHPS255D		1344194	0	0	1344194	7.53	1344194	0	1344194	7.53	0	7.53	130000	9.67	0	0.00	130000
14	NITIN RAICHAND SHAH	ACIPS3899K		1717256	0	0	1717256	9.62	1717256	0	1717256	9.62	0	9.62	140000	8.15	0	0.00	140000
15	DIPAN JAYANTILAL SHAH	ACIPS3897H		1021254	0	0	1021254	5.72	1021254	0	1021254	5.72	0	5.72	103000	10.09	0	0.00	103000
16	DHIRAJLAL RAICHAND SHAH	ACIPS3898J		1122979	0	0	1122979	6.29	1122979	0	1122979	6.29	0	6.29	130000	11.58	0	0.00	130000
17	KANCHAN DHIRAJLAL SHAH	ACIPS3896G		279839	0	0	279839	1.57	279839	0	279839	1.57	0	1.57	63000	22.51	0	0.00	125180
18	HARSH MAHENDRA SHAH	BMNDS4031H		331714	0	0	331714	1.86	331714	0	331714	1.86	0	1.86	103000	31.05	0	0.00	110530
19	DAMYANTI JAYANTILAL SHAH	AFHPS5330R		188861	0	0	188861	1.06	188861	0	188861	1.06	0	1.06	63000	33.36	0	0.00	74800
20	MEENA MAHENDRA SHAH	AFHPS282C		343767	0	0	343767	1.92	343767	0	343767	1.92	0	1.92	63000	18.33	0	0.00	157740
21	AVANTI ARVIND SHAH	ACIPS3895F		486861	0	0	486861	2.73	486861	0	486861	2.73	0	2.73	63000	12.94	0	0.00	149050
22	SONAL DIPAN SHAH	ALZPS1074L		153747	0	0	153747	0.86	153747	0	153747	0.86	0	0.86	6000	3.90	0	0.00	19910
23	DHRUV ARVIND SHAH	DANPS4893F		262717	0	0	262717	1.47	262717	0	262717	1.47	0	1.47	20000	7.61	0	0.00	20000
24	JENIL DIPAN SHAH	Minor - PAN not available		2125	0	0	2125	0.01	2125	0	2125	0.01	0	0.01	0	0.00	0	0.00	0
25	RAVI MAHENDRA SHAH	FZOPS544B		99625	0	0	99625	0.56	99625	0	99625	0.56	0	0.56	0	0.00	0	0.00	0
26	BIREN JAYANTILAL CHHEDA	ACVPS5660B		255000	0	0	255000	1.43	255000	0	255000	1.43	0	1.43	0	0.00	0	0.00	0
27	BIREN JAYANTILAL CHHEDA KARTA OF BIREN JAYANTILAL SHAH HUF	AABHS926K		210000	0	0	210000	1.18	210000	0	210000	1.18	0	1.18	0	0.00	0	0.00	0
28	MINAXI NITIN SHAH	ACIPS3900M		273256	0	0	273256	1.53	273256	0	273256	1.53	0	1.53	63000	23.06	0	0.00	105730
29	SMITA BIREN CHHEDA	ACIPS3901L		184500	0	0	184500	1.03	184500	0	184500	1.03	0	1.03	0	0.00	0	0.00	0
30	LEWELLYN JOSEPH REGO	AAEPR3839C		46444	0	0	46444	0.26	46444	0	46444	0.26	0	0.26	0	0.00	0	0.00	41800
31	ANANT ZAVERCHAND GADA	AAAWG6061B		24087	0	0	24087	0.13	24087	0	24087	0.13	0	0.13	0	0.00	0	0.00	21678
32	JAYABEN JINESHBHAI SHAH	AGNPS8762N		9778	0	0	9778	0.05	9778	0	9778	0.05	0	0.05	0	0.00	0	0.00	8800
33	JIVIBEN RAICHAND SHAH	AFJPS3794P		9778	0	0	9778	0.05	9778	0	9778	0.05	0	0.05	0	0.00	0	0.00	8800
34	JINESH FULCHANDBHAI SHAH	AGNPS8768G		7822	0	0	7822	0.04	7822	0	7822	0.04	0	0.04	0	0.00	0	0.00	7040
35	DHAVAL JINESH SHAH	AMIPS9143A		5989	0	0	5989	0.03	5989	0	5989	0.03	0	0.03	0	0.00	0	0.00	5390
36	BHAVINI DHAVAL SHAH	ALZPS1073P		3606	0	0	3606	0.02	3606	0	3606	0.02	0	0.02	0	0.00	0	0.00	3245
37	SURESH SOMCHAND SHAH	AAKPS7689B		1437	0	0	1437	0.01	1437	0	1437	0.01	0	0.01	0	0.00	0	0.00	1293
38	R ROHAN	AGZPS144F		389	0	0	389	0.00	389	0	389	0.00	0	0.00	0	0.00	0	0.00	0
39	R VARUN	AIGPJ3270M		389	0	0	389	0.00	389	0	389	0.00	0	0.00	0	0.00	0	0.00	0
(b)	Central/State Government(s)		0	0	0	0	0	0.00	0	0	0	0	0	0	0	0.00	0	0.00	0

	Name (svz ...)																		
(c)	Financial Institutions/Banks			0	0	0	0	0.00	0	0	0	0	0	0	0	0	0	0.00	0
	Name (svz ...)																		
(d)	Any Other (Specify)																		
	Bodies Corporate		0	0	0	0	0.00	0	0	0	0	0	0	0	0	0	0	0.00	0
	Name (svz ...)		0	0	0	0	0.00	0	0	0	0	0	0	0	0	0	0	0.00	0
	Sub- Total (A)(1)		39	12962346	0	0	12962346	72.58	12962346	0	12962346	72.58	0	72.58	1127000	8.69	0.00	0.00	1642786
(2)	Foreign																		
	Individuals (Non-Resident Individuals/ Foreign Individuals)		3	0	0	0	0.00							0	0	0	0	0.00	0
1	NEETA VIRENDRA MEHTA	AAHPM4963H		51333	0	0	51333	0.29	51333	0	51333	0.29	0	0.29	0	0	0	0.00	46200
2	VIRENDRA JANAKRAY MEHTA	ACLPM6825A		24444	0	0	24444	0.14	24444	0	24444	0.14	0	0.14	0	0	0	0.00	22000
3	DINESH MICHAEL REGO	AABPR8571L		9778	0	0	9778	0.05	9778	0	9778	0.05	0	0.05	0	0	0	0.00	8800
(b)	Government			0	0	0	0.00	0	0	0	0	0.00	0	0.00	0	0	0	0.00	0
	Name (svz ...)																		
(c)	Institutions			0	0	0	0.00	0	0	0	0	0.00	0	0.00	0	0	0	0.00	0
	Name (svz ...)																		
(d)	Foreign Portfolio Investor			0	0	0	0.00	0	0	0	0	0.00	0	0.00	0	0	0	0.00	0
	Name (svz ...)																		
(e)	Any Other (Specify)			0	0	0	0.00	0	0	0	0	0.00	0	0.00	0	0	0	0.00	0
	a) Bodies Corporate																		
	i																		
	ii																		
	iii)																		
	Sub- Total (A)(2)		3	85555	0	0	85555	0.48	85555	0	85555	0.48	0	0.48	0	0	0	0	77000
	Total Shareholding of Promoter and Promoter Group (A)=(A)(1)+(A)(2)		42	13047901	0	0	13047901	73.06	13047901	0	13047901	73.06	0	73.06	1127000	8.64	0	0.00	1719786



Table III - Statement showing shareholding pattern of the Public Shareholder

	Category & Name of the shareholders (I)	PAN (II)	Nos of shareholder (III)	No of fully paid-up equity shares held (IV)	Partly paid-up equity shares held (V)	No of shares underlying Depository Receipts (VI)	Total nos. shares held (VII) = (IV)+(V)+(VI)	Shareholding as a % of total no. of shares (calculated as per SCRR, 1957) As a % of	Number of Voting Rights held in each class of			No of shares Underlying Outstanding convertible securities (Including Warrants) (X)	Total Shareholding as a % assuming full conversion of convertible securities (as a percentage)	Number of Locked in		Number of shares pledged		Number of equity shares held in dematerialized form (XIV)	
									Class cg: X	Class cg: Y	Total			No. (a)	As a % of total shares held (b)	No. (Not applicable) (a)	As a % of total shares held (Not applicable) (b)		
(1)	Institutions																		
(a)	Mutual Fund/UTI		0	0	0	0	0	0.00	0	0	0	0.00	0	0.00	0	0	NA	0	0
(b)	Venture Capital Funds		0	0	0	0	0	0.00	0	0	0	0.00	0	0.00	0	0	NA	0	0
	Name (svz)																		
(c)	Alternate Investment Funds		0	0	0	0	0	0.00	0	0	0	0.00	0	0.00	0	0	NA	0	0
	Name (svz)																		
(d)	Foreign Venture Capital Investors		0	0	0	0	0	0.00	0	0	0	0.00	0	0.00	0	0	NA	0	0
	Name (svz)																		
(e)	Foreign Portfolio Investors		0	0	0	0	0	0.00	0	0	0	0.00	0	0.00	0	0	NA	0	0
	Name (svz)																		
(f)	Financial Institutions Banks		0	0	0	0	0	0.00	0	0	0	0.00	0	0.00	0	0	NA	0	0
	Name (svz)																		
(g)	Insurance Companies		0	0	0	0	0	0.00	0	0	0	0.00	0	0.00	0	0	NA	0	0
(h)	Provident Funds/Pension Funds		0	0	0	0	0	0.00	0	0	0	0.00	0	0.00	0	0	NA	0	0
	Name (svz)																		
(i)	Any Other (specify)		0	0	0	0	0	0.00	0	0	0	0.00	0	0.00	0	0	NA	0	0
	i) Central/State Government(s)																		
1)	Foreign Institutional Investors		0	0	0	0	0	0.00	0	0	0	0.00	0	0.00	0	0	NA	0	0
	Sub- Total (B)(1)		0	0	0	0	0	0.00	0	0	0	0.00	0	0.00	0	0	0	0	0
(2)	Central Government/State Government(s)/President of India																		
	Name (svz)																		
	Sub- Total (B)(2)		0	0	0	0	0	0.00					0	0	0	0	0	0	0
(3)	Non-Institutions																		
(a)	i. Individual shareholders holding nominal share capital up to Rs.2 lakhs.		2994	1231036	0	0	1231036	6.89	1231036	0	1231036	6.89	0	6.89	0	0.00	NA	0	380142
	ii. Individual shareholders holding nominal share capital in excess of Rs.2 lakhs.		14	2514146	0	0	2514146	14.08	2514146	0	2514146	14.08	0	14.08	0	0.00	NA	0	2262732
1	AATUR HARSHAD MEHTA	AFNPM1955L		805556	0	0	805556	4.51	805556	0	805556	4.51	0	4.51	0	0.00	NA	0	725000
2	SANALKUMAR KIZHEPATA MENON	ALMPK6208M		801083	0	0	801083	4.49	801083	0	801083	4.49	0	4.49	0	0.00	NA	0	720975
3	SANGEETHA S	AJPS9759F		169878	0	0	169878	0.95	169878	0	169878	0.95	0	0.95	0	0.00	NA	0	152890
4	RAKESH NARENDRA SHAH	AAEPS9476N		166667	0	0	166667	0.93	166667	0	166667	0.93	0	0.93	0	0.00	NA	0	150000
5	AFTAB EMRAHIM PATEL	AAABPP1421F		166667	0	0	166667	0.93	166667	0	166667	0.93	0	0.93	0	0.00	NA	0	150000
6	ANMOL SHEKHAR ATHALYE	BROPAS605F		83179	0	0	83179	0.47	83179	0	83179	0.47	0	0.47	0	0.00	NA	0	74861
(b)	NBFCs registered with RBI			0	0	0	0	0.00	0	0	0	0.00	0	0.00	0	0	NA	0	0
	Name (svz)																		
(c)	Employee Trust			0	0	0	0	0.00	0	0	0	0.00	0	0.00	0	0	NA	0	0
	Name (svz)																		
(d)	Overseas Depositories (holding DRs) (balancing figure)			0	0	0	0	0.00	0	0	0	0.00	0	0.00	0	0	NA	0	0
	Name (svz)																		
(e)	Trusts		0	0	0	0	0	0.00	0	0	0	0.00	0	0.00	0	0	NA	0	0
(f)	NRJ		25	598808	0	0	598808	3.35	0	0	0	0.00	0	3.35	0	0	NA	0	401857
(g)	Overseas Corporate Bodies		0	0	0	0	0	0.00	0	0	0	0.00	0	0.00	0	0	NA	0	0
1				0	0	0	0	0.00	0	0	0	0.00	0	0.00	0	0	NA	0	0
(h)	Clearing Members		0	0	0	0	0	0.00	0	0	0	0.00	0	0.00	0	0	NA	0	0
	Name (svz)																		
(i)	Hindu Undivided Families		52	153758	0	0	153758	0.86	0	0	0	0.00	0	0.86	0	0	NA	0	138382
(j)	Bodies Corporate		67	228001	0	0	228001	1.28	0	0	0	0.00	0	1.28	0	0.00	NA	0	197831
																			76340
(k)	INVESTOR EDUCATION AND PROTECTION FUND AUTHORITY		1	84822	0	0	84822	0.47	0	0	0	0.00	0	0.47	0	0.00	NA	0	3957284
	MINISTRY OF CORPORATE AFFAIRS																		3957284
	Sub- Total (B)(3)		3153	4810571	0	0	4810571	26.94	0	0	0	0.00	0	26.94	0	0.00	NA	0	3957284
	Total Public Shareholding (B)=(B)(1)+(B)(2)+(B)(3)		3153	4810571	0	0	4810571	26.94	0	0	0	0.00	0	26.94	0	0.00	NA	0	3957284




Table IV - Statement showing shareholding pattern of the Non Promoter-Non Public Shareholder

Category & Name of the shareholders (I)	PAN (II)	Nos of shareholder (III)	No of fully paid-up equity shares held (IV)	Partly paid-up equity shares held (V)	No of shares underlying Depository Receipts (VI)	Total nos. shares held (VII) = (IV)+(V)+(VI)	Shareholding as a % of total no. of shares (calculated as per SCRR, 1957) As a % of (A+B+C2) (VIII)	Number of Voting Rights held in each class of			No of shares Underlying Outstanding convertible securities (Including Warrants) (X)	Total Shareholding as a % assuming full conversion of convertible securities (as a percentage of diluted share capital) (XI)=(VII)+(X) As a % of (A+B+C2)	Number of Locked in		Number of shares pledged		Number of equity shares held in dematerialized form (XIV)
								No of Voting Rights					Total as a % of Total Voting Rights	No.	As a % of total shares held	No. (Not applicable)	
							Class cg: X	Class cg: Y	Total								
(1) Custodian/DR Holder		0	0	0	0	0	0				0	0	0	0	0	0	0
(a) Name of DR Holder (If available)																NA	
(i) abc.....																NA	
(ii) cdf.....																NA	
(2) Employee Benefit Trust (Under SEBI (Share based Employee Benefit)		0	0	0	0	0	0				0	0	0	0	0	0	0
(a) Name (abc.....)																NA	
Total Non-Promoter - Non Public Shareholding (C)=(C)(1)+(C)(2)		0	0	0	0	0	0				0	0	0	0	0	0	0

FOR SHAHLON SILK INDUSTRIES LTD.

J. R. Shah

DIRECTOR / AUTHORISED SIGNATORY